













**Note: Remove header from document when preparing print-version, print double-sided**

## Instructions For Use MagnetOs Granules Synthetic Bone Void Filler

<b>GRAPHICAL SYMBOLS</b>	
<b>Rx ONLY</b>	Caution: Federal law restricts this device to sale by or on the order of a physician
	Consult instructions for use
	Do not re-use
	Catalog number
	Lot number/batch code
	Sterilized using irradiation
	Use-by date
	Manufacturer
	Date of manufacture
	Medical device
	Single sterile barrier system with protective packaging inside
	Do not use if package is damaged and consult instructions for use
	Unique Device Identifier

### DESCRIPTION

MagnetOs Granules is a synthetic, resorbable, osteoconductive bone void filler for the repair of bony defects.

MagnetOs Granules consists of 65–75% tri-calcium phosphate (TCP –  $\text{Ca}_3(\text{PO}_4)_2$ ) and 25–35% hydroxyapatite (HA –  $\text{Ca}_{10}(\text{PO}_4)_6(\text{OH})_2$ ) granules with a porous trabecular structure that resembles the interconnected porosity of human cancellous bone.

MagnetOs Granules guide the three-dimensional regeneration of bone in the defect site into which it is implanted.

New bone will be deposited on the surface of the graft when placed next to viable host bone. The graft resorbs and is replaced by bone during the natural process of bone remodeling.

MagnetOs Granules is a ready-to-use product. MagnetOs Granules is provided in vials in a range of product volumes. MagnetOs Granules is gamma-sterilized and sterile packaged for single use only.

### INDICATIONS FOR USE

MagnetOs Granules is an implant intended to fill bony voids or gaps of the skeletal system, *i.e., the extremities, pelvis and posterolateral spine*. MagnetOs Granules may be used standalone or mixed with autograft, blood, and/or bone marrow. These osseous defects may be surgically created or the result of traumatic injury to the bone and are not intrinsic to the stability of the bony structure. MagnetOs Granules resorbs and is replaced with bone during the healing process.

### CONTRAINDICATIONS

Use of MagnetOs Granules synthetic bone void filler is CONTRAINDICATED in the presence of one or more of the following clinical situations:

- To treat conditions in which general bone grafting is not advisable;
- In conditions where the surgical site may be subjected to excessive impact or stresses, including those beyond the load strength of fixation hardware (e.g., defect site stabilization is not possible);
- In case of significant vascular impairment proximal to the graft site;
- In case of severe metabolic or systemic bone disorders that affect bone or wound healing;
- In case of acute or chronic infections in the operated area (e.g., soft tissue infections, osteomyelitis);
- In case of pre-existing calcium metabolism disorder (e.g., hypercalcemia);
- When intraoperative soft tissue coverage is not planned or possible;
- In direct contact with the articular space;

**Note: Remove header from document when preparing print-version, print double-sided**

- In case of treatment with pharmaceuticals affecting calcium metabolism.

**CAUTION: Rx-only**

**WARNINGS**

MagnetOs Granules does not possess sufficient mechanical strength to support reduction of the defect site. Rigid fixation techniques are recommended as needed to assure stabilization of the defect in all planes. MagnetOs Granules cannot be used to obtain purchase for screws. Screws must gain purchase in the host bone.

As with any major surgical procedure, risks are associated with surgeries involving a bone grafting procedure, such as pain, hematoma, edema, inflammation, swelling and fluid accumulation, superficial wound infection, deep wound infection, deep wound infection with osteomyelitis, loss of reduction, graft migration, graft protrusion or dislodgment, and general complications associated with anesthesia or surgery.

Do not overfill or attempt to pressurize the bony defect site, because tension-free wound closure is required, and because this may lead to extrusion of the product beyond the site of its intended application and damage to the surrounding tissues, fat embolization, or embolization of the graft into the bloodstream.

MagnetOs Granules must not be damaged or altered (e.g., by excessive compaction or crushing of the graft).

**POSSIBLE COMPLICATIONS/ADVERSE EVENTS**

Possible complications or adverse events may include but are not limited to:

- incomplete, or lack of, osseous ingrowth into the bone void;
- delayed union or non-union;
- fracture of the graft with or without particulate formation;
- inflammatory response or allergic reaction of tissue to the graft.

**PRECAUTIONS**

MagnetOs Granules is intended for use by surgeons familiar with bone grafting and rigid fixation techniques.

The radiopacity of the ceramic component in MagnetOs Granules is comparable to that of bone and diminishes as it is resorbed. This moderate radiopacity may mask underlying pathological conditions and must be considered when evaluating X-rays.

Inspect all packaging and components for damage before use. Do not use if the package is opened or damaged. Do not use the graft if it is damaged in any way.

MagnetOs Granules is provided sterile (gamma irradiation). The graft is for SINGLE USE ONLY. DO NOT re-use or re-sterilize. Re-use or re-sterilization may pose additional risks including, but not limited to, transmission of infectious agents.

**INSTRUCTIONS FOR USE**

1. Radiographic evaluation of the defect site is essential to accurately assess the extent of a traumatic defect and to aid the selection and placement of the graft and fixation devices.
2. The exact operating procedures depend on the location, type, and size of the defect. The selection of MagnetOs Granules size depends on the size of the defect to be filled.
3. Peel open the outer (non-sterile) pouch and transfer the sterile vial with contents to the sterile field using standard sterile technique.
4. Open the vial using the screw top lid and dispense the graft as required.
5. MagnetOs Granules should be dispensed into a sterile gloved hand or a separate sterile receptacle from which it can be transferred using surgical instrumentation or by hand.
6. The graft is ready to use.
7. Fill the defect completely with MagnetOs Granules, ensuring good contact with the host bone. If not used as standalone graft, mix MagnetOs Granules with autograft in a ratio of 1:1 vol%.
8. Close contact with vital bone is important for the function of MagnetOs Granules as a bone regeneration material and, therefore, thorough preparation of the bone surface before applying the graft is recommended (e.g., decortication, removal of bone fragments and necrotic tissue).
9. Secure the surgical site after implanting the product to prevent micro-motion and graft migration.
10. Postoperative patient management should follow the same regimen as similar cases using autologous bone grafting.

**STORAGE, SHELF-LIFE, DISPOSAL**

MagnetOs Granules must be stored at ambient temperature.

Confirm the expiration date before use. Do not use if the expiration date has been exceeded.

Unused or remaining material must be discarded. No special disposal is necessary.

**Note: Remove header from document when preparing print-version, print double-sided**



**Kuros Biosciences B.V.**

Prof. Bronkhorstlaan 10, building 48  
3723 MB Biltoven  
The Netherlands

Please find our phone number at [www.kurosbio.com/contact](http://www.kurosbio.com/contact)

Last revision of this text: 29 June 2023